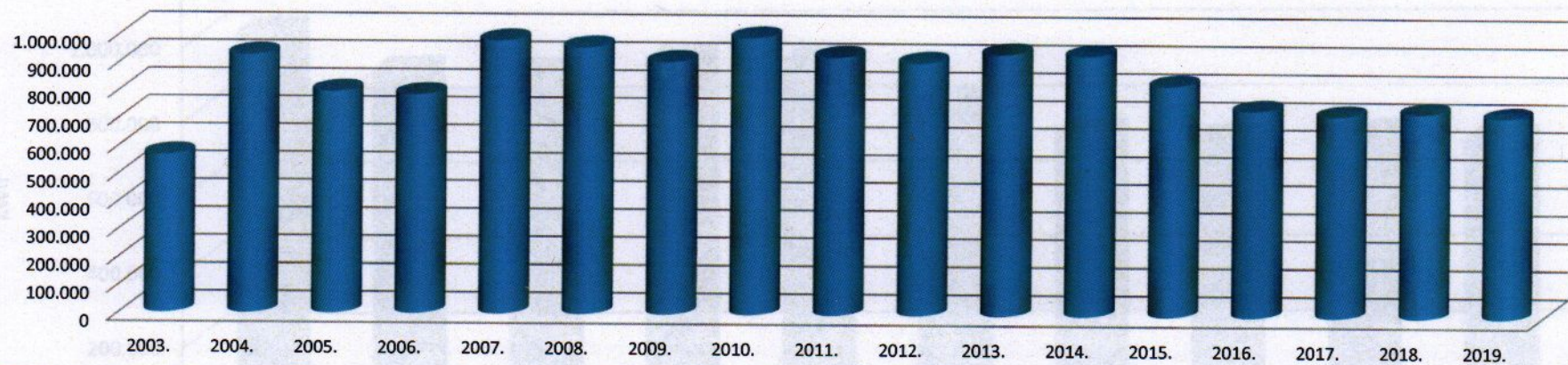


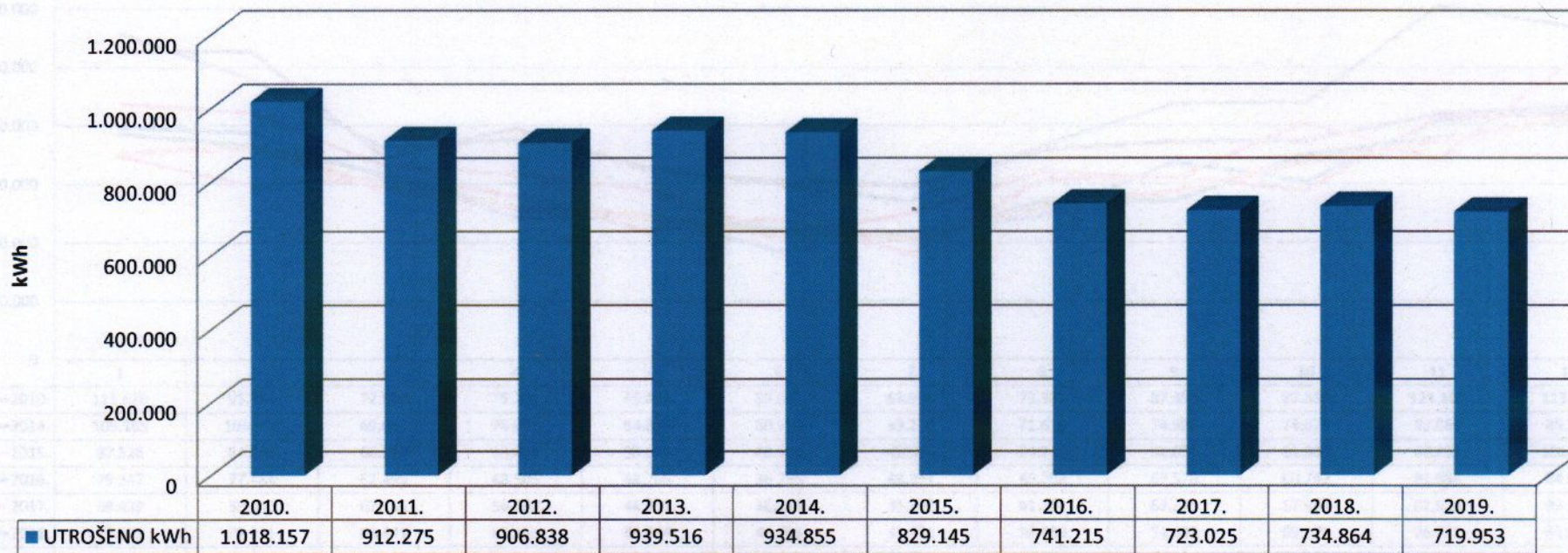
GRAD KRK
potrošnja kWh na javnoj rasvjeti

GRAD KRK - javna rasvjeta (kWh)

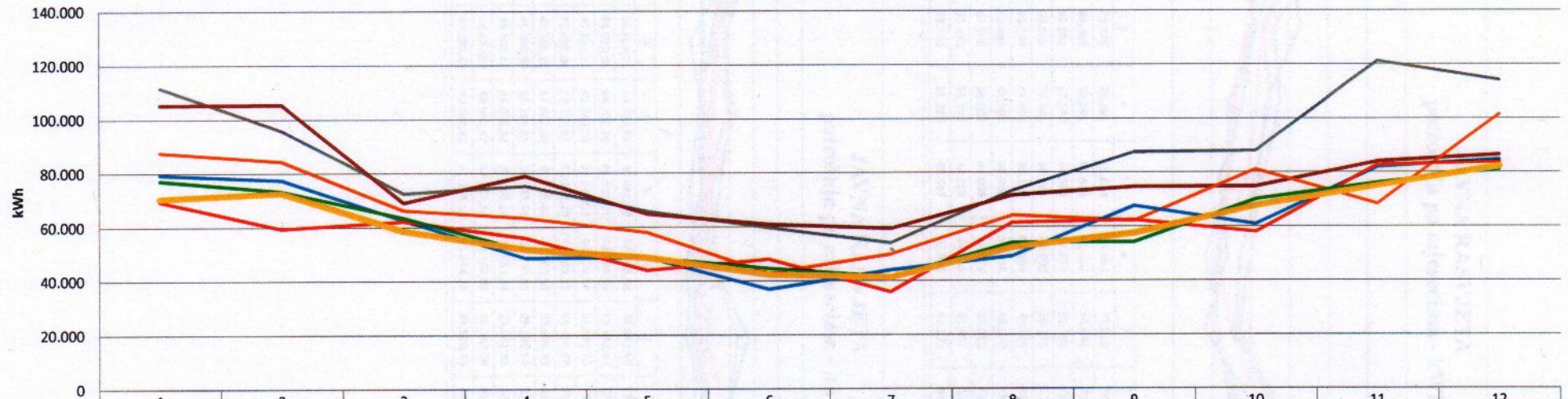


	2010.	2011.	2012.	2013.	2014.	2015.	2016.	2017.	2018.	2019.
PROJEKTOVANO kWh	1.016.157	512.275	906.628	835.516	961.820	878.149	978.716	723.024	734.908	756.051

GRAD KRK potrošnja kWh na javnoj rasvjeti

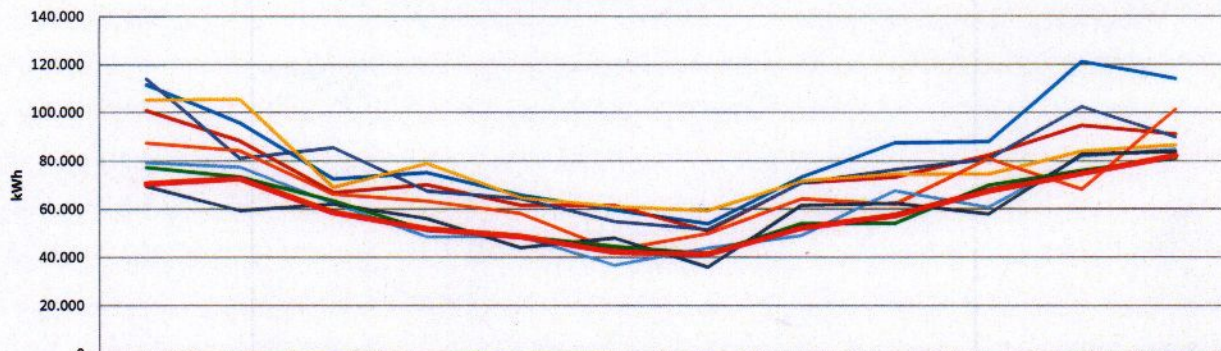


JAVNA RASVJETA potrošnja po mjesecima - kWh




	1	2	3	4	5	6	7	8	9	10	11	12
— 2010.	111.620	95.761	72.570	75.201	65.884	59.652	53.928	73.331	87.398	87.810	121.101	113.901
— 2014.	105.165	105.401	69.052	78.941	64.885	60.990	59.278	71.618	74.588	74.678	83.869	86.390
— 2015.	87.526	84.286	66.224	63.404	58.109	42.904	49.816	64.216	62.054	81.034	68.231	101.341
— 2016.	79.347	77.484	62.495	48.505	48.766	36.756	43.927	49.068	67.570	60.742	81.884	84.671
— 2017.	69.439	59.440	62.166	56.007	44.008	48.028	35.882	61.502	62.345	57.864	82.632	83.712
— 2018.	77.211	73.331	63.441	51.133	48.684	44.555	41.401	53.960	54.087	69.977	76.021	81.063
— 2019.	70.468	72.681	58.596	51.726	48.667	42.291	41.223	52.271	57.361	67.599	74.960	82.110

JAVNA RASVJETA potrošnja po mjesecima - kWh



	1	2	3	4	5	6	7	8	9	10	11	12
2010.	111.620	95.761	72.570	75.201	65.884	59.652	53.928	73.331	87.398	87.810	121.101	113.901
2011.	100.703	88.394	66.983	70.091	61.639	61.462	50.938	70.925	73.242	82.344	94.595	90.959
2013.	114.115	81.121	85.592	67.540	64.336	54.873	51.590	70.870	76.415	80.758	102.512	89.794
2014.	105.165	105.401	69.052	78.941	64.885	60.990	59.278	71.618	74.588	74.678	83.869	86.390
2015.	87.526	84.286	66.224	63.404	58.109	42.904	49.816	64.216	62.054	81.034	68.231	101.341
2016.	79.347	77.484	62.495	48.505	48.766	36.756	43.927	49.068	67.570	60.742	81.884	84.671
2017.	69.439	59.440	62.166	56.007	44.008	48.028	35.882	61.502	62.345	57.864	82.632	83.712
2018.	77.211	73.331	63.441	51.133	48.684	44.555	41.401	53.960	54.087	69.977	76.021	81.063
2019.	70.468	72.681	58.596	51.726	48.667	42.291	41.223	52.271	57.361	67.599	74.960	82.110

JAVNA RASVJETA potrošnja po mjesecima - kn



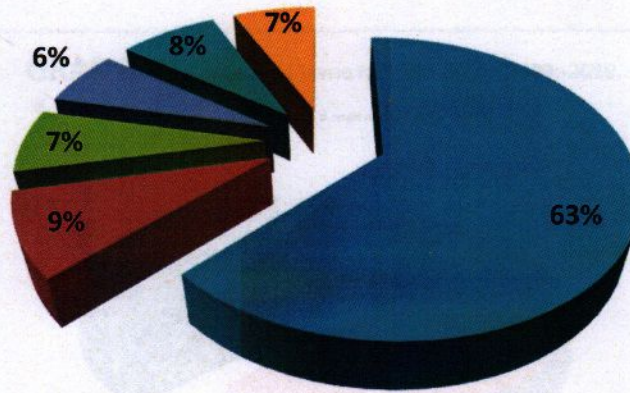
	1	2	3	4	5	6	7	8	9	10	11	12
2010.	88.337,91	74.569,03	56.829,74	58.787,79	36.446,88	46.163,08	74.947,56	57.940,64	68.699,31	70.903,81	100.846,55	104.162,63
2011.	80.699,72	45.237,64	56.039,31	64.705,76	45.103,21	49.930,91	40.338,80	57.180,64	56.121,25	67.367,69	76.854,38	72.188,41
2013.	82.594,42	76.645,09	45.293,72	61.546,29	51.743,21	44.779,54	66.648,70	58.643,43	59.308,01	65.165,88	84.629,80	74.818,02
2014.	87.936,03	77.511,26	49.405,04	58.513,07	42.568,20	45.969,17	44.416,83	53.314,57	63.716,61	55.185,31	62.744,34	64.601,53
2015.	65.510,19	63.067,41	49.751,53	47.622,96	43.765,49	28.556,56	33.004,33	42.449,08	46.519,10	53.033,95	50.638,68	75.146,62
2016.	57.608,73	56.028,10	45.390,90	35.263,83	36.293,55	24.270,83	29.106,54	32.336,41	44.405,40	39.889,78	53.606,84	55.574,71
2017.	43.475,93	37.167,55	38.400,46	35.075,98	27.666,28	31.553,24	23.951,30	40.838,78	45.764,28	41.748,47	59.651,07	66.432,69
2018.	63.600,58	59.937,00	28.405,92	38.982,47	37.287,86	34.167,95	31.362,59	41.028,14	40.889,06	53.295,07	57.821,25	61.695,73
2019.	55.388,58	55.315,07	49.284,43	43.640,92	41.204,13	35.814,25	34.886,60	44.166,41	48.372,01	56.947,21	63.026,48	68.954,70

GRAD KRK - javna rasvjeta od osvajanja
2009. do danas

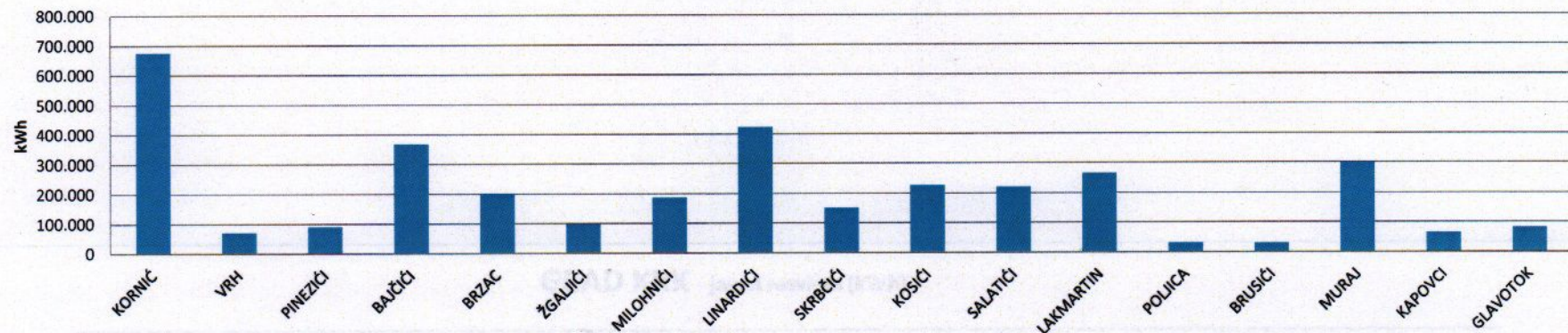
800.000
700.000
600.000
500.000
400.000
300.000
200.000
100.000

**GRAD KRK - javna rasvjeta (2002.-2019.)
potrošnja struje po mjesnim odborima**

■ KRK ■ KORNIC ■ VRH ■ PINEZIĆI ■ MILOHNIĆI ■ POLICA



GRAD KRK - javna rasvjeta po mjestima
2009. do danas



GRAD KRK - potrošnja javne rasvjete (kWh) 2009.-2019.

